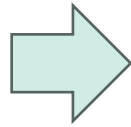


# Lancashire LGR

## Surveys overview report

# Overview

**Lancashire LGR  
survey**



**13,414**

Surveys  
completed

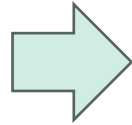
**76**

Postcodes

**67,784**

Open  
comments

**Lancashire  
Stakeholder  
survey**



**409**

surveys  
completed

**237**

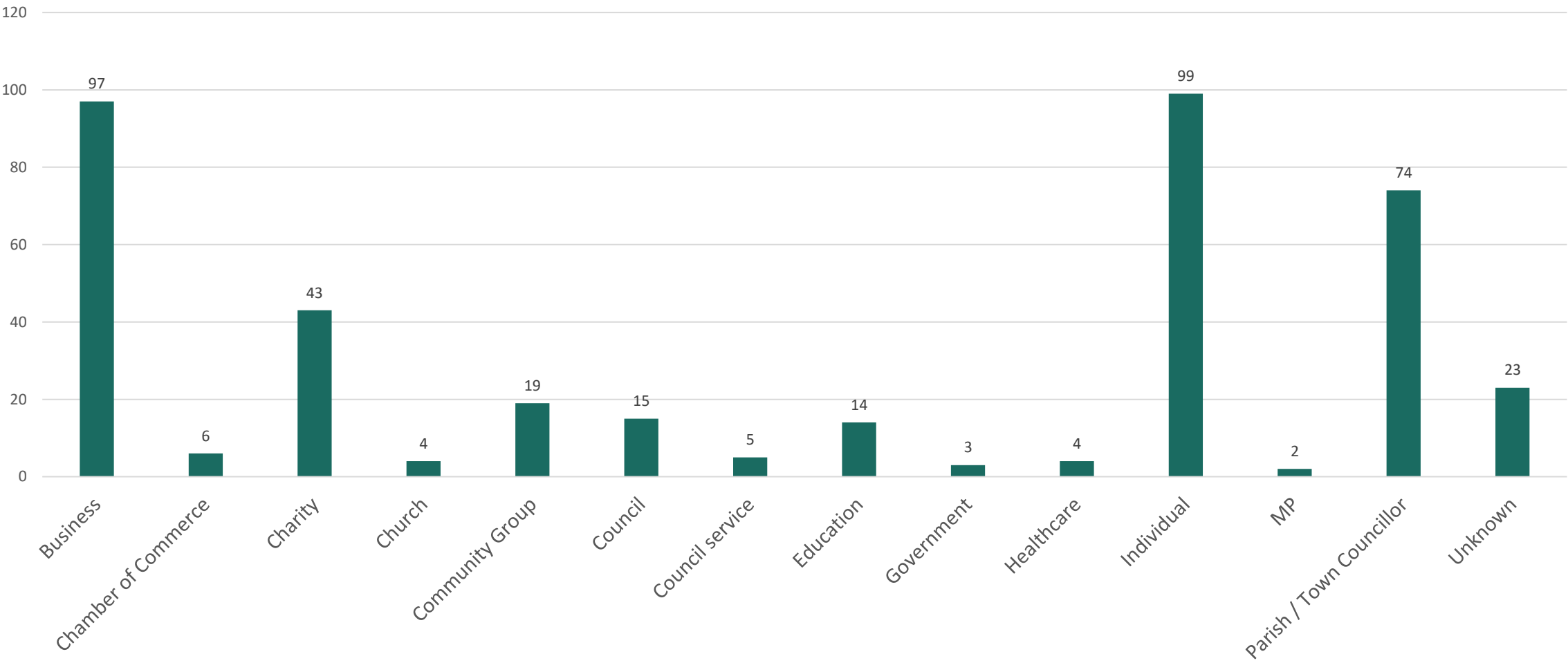
Organisations

**2,618**

Open  
comments

# Stakeholder survey

Organisations by category



# What should any new councils that are set up aim to improve to better help residents and businesses?

- **Transport** “Better and cheaper public transport”
- **Business and Economy** “Help the High Street”
- **Communication and Accountability** “Clarity of service delivery.”
- **Efficiency and value for money** “Cut out waste so more money can be spent on services.”
- **Planning and Development** “Streamline Planning, remove unnecessary bureaucracy.”
- **Health and Social Care** “Faster access to local healthcare - particularly mental health.”
- **Community and Cohesion** “Work together with the VCSFE sector as equal partners.”
- **Education, Skills and Youth** “Funding for young people”
- **Environment and Rubbish** “Waste collection to be more frequent.”
- **Crime, Safety and Anti-Social Behaviour** “Tackle Anti-Social Behaviour with coordinated, visible enforcement.”
- **Culture and Arts** “Culture and visitor economy”
- **Inequality and Poverty** “not forget our small villages.”

## Any concerns about unitary councils?

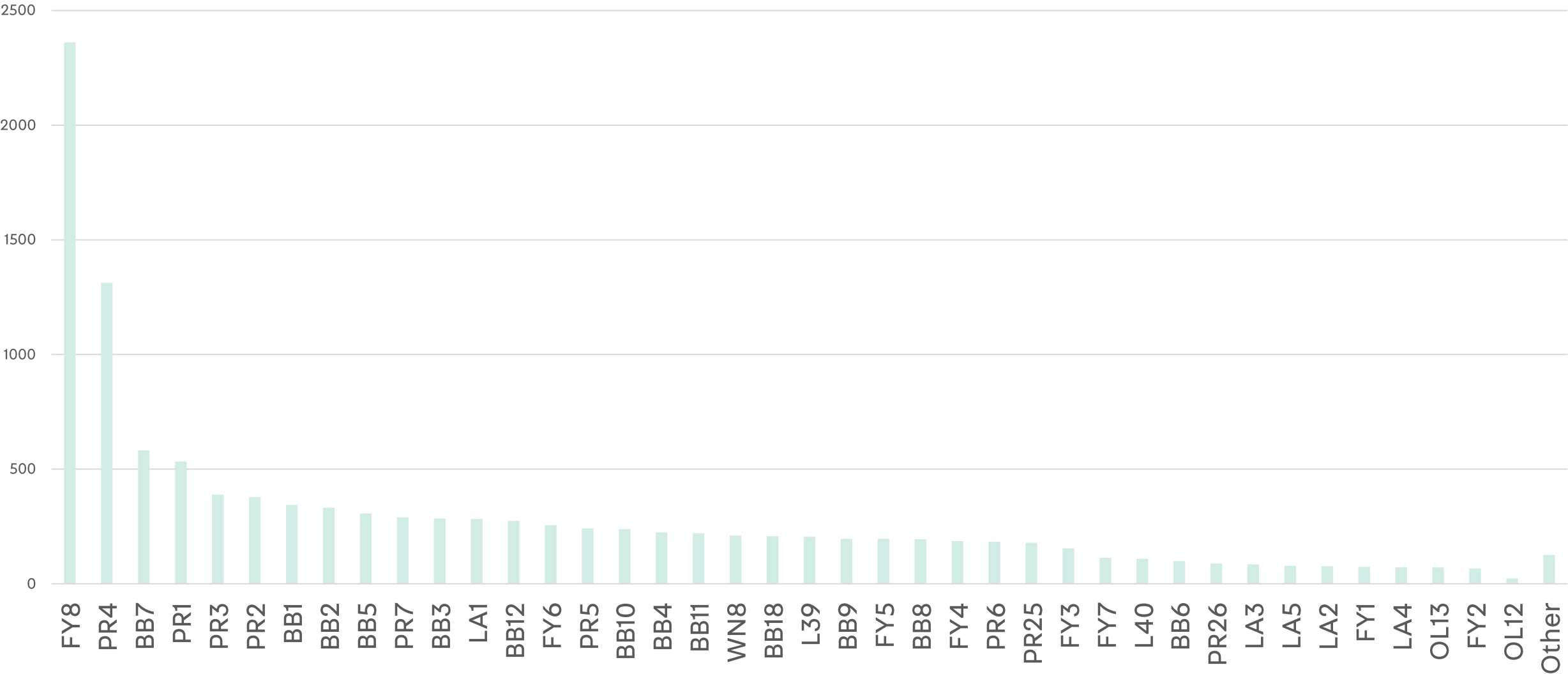
- **Local voice** “Less accountability and less contact with local councillors.”
- **Efficiency** “Any staffing cuts that may slow down services such as planning.”
- **Funding Fairness and Distribution** “The big towns will get all the money.”
- **Community Identity** “We will lose the individuality of the area we live in; lose our identity.”
- **Financial Concerns** “Extra layer of bureaucracy and wasted money on reorganisation.”

## Any further thoughts?

- **55 supportive comments**
- **49 negative / sceptical comments**
- **Opposition** “Keep it like it is.”
- **Conditional support** “I would like it, in principle, provided it worked seamlessly.”
- **Parish and Town Councils** “Any submission should clearly state the important role parish/town councils need to play.”

# Survey results

Postcode

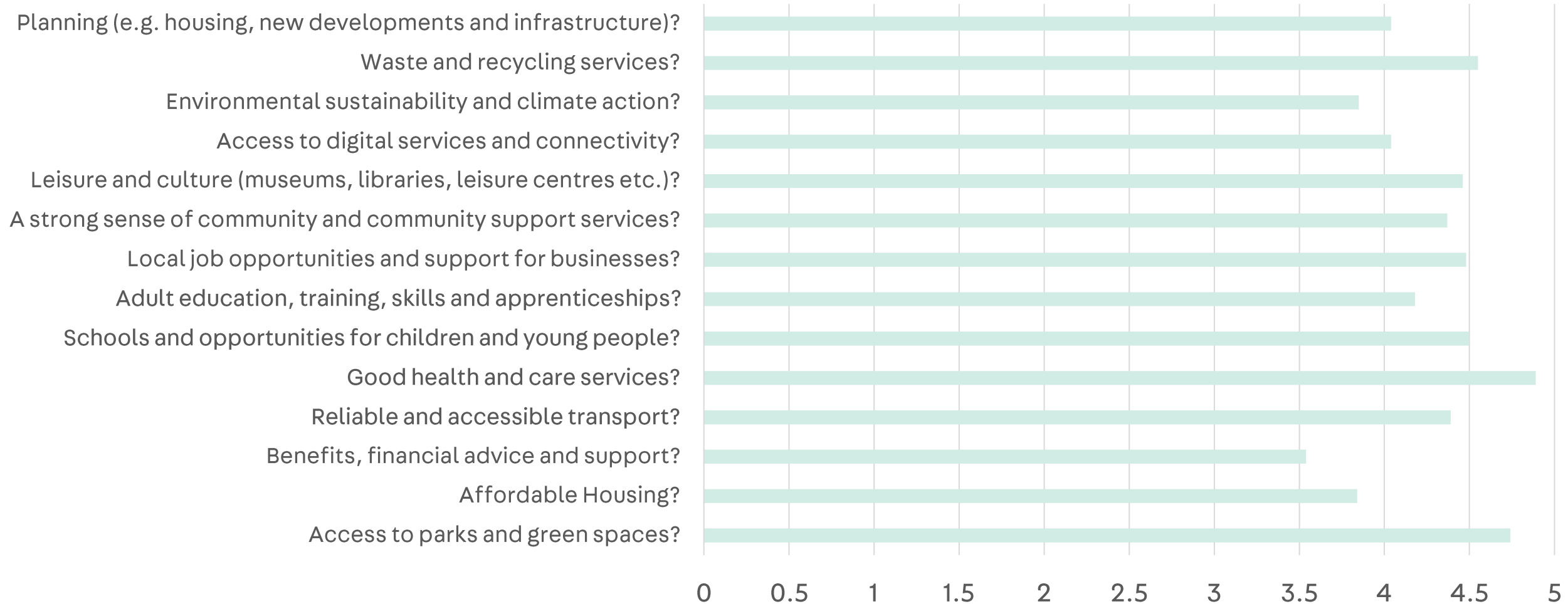


We're more than an agency.  
We're change makers.



# Survey results

How important is/are...



# Are there any other aspects of local government that are important to you?

- Additional comments on:
  - **Social care and health** “Proactive preventative health care”
  - **Housing and planning** “Ensuring road infrastructure is in place prior to housing”
  - **Roads and transport** “More regular buses”
- New topics raised:
  - **Local representation** “Accessibility of local councillors”
  - **Anti-social behaviour** “Would be good to see police in the area from time to time”
  - **Council tax and value for money** “Get value for money on taxes”



# How would you rate your experience of council services?



Postcode ▼	Count ▼	Average Slider ▼
FY8	2361	72.3
PR4	1312	67.6
BB7	581	67.9
PR1	533	60.3
PR3	389	60.0

“Well staffed Council with local knowledge that are helpful.”

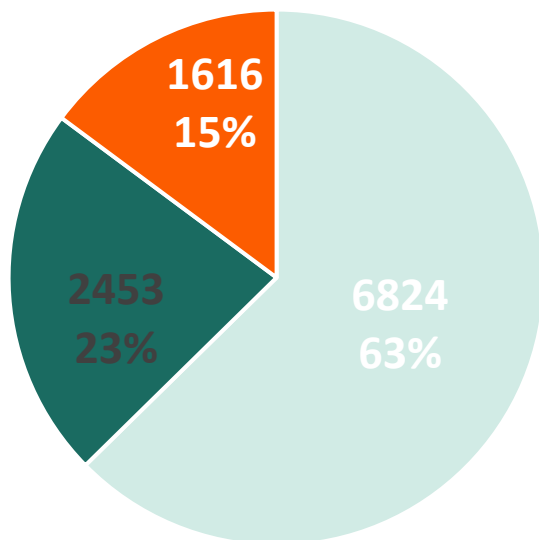
“Roads are improved but still needs work to get up to standard.”

“Great value for money”

“I like the fact that our council cares about the environment and the community and supports many and varied community events.”

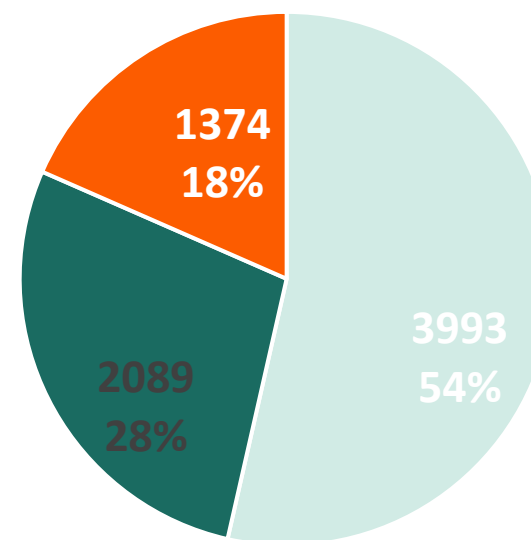
# Future council structure preference

All: What is your preference



■ Retain the current councils ■ New larger unitary councils  
■ Not sure

Excl PR4/FY8: What is your preference



■ Retain the current councils ■ New larger unitary councils  
■ Not sure

# Future council structure preference

Postcodes	Postcode	Count of New larger unitary council	Count of Retain the current council	Count of Not sure	Sum of responses	% of New larger unitary council	% of Retain the current council	% of Not sure
BB1	343	79	144	65	288	27%	50%	23%
BB10	238	46	139	21	206	22%	67%	10%
BB11	220	43	133	18	194	22%	69%	9%
BB12	275	40	170	34	244	16%	70%	14%
BB18	208	17	143	23	183	9%	78%	13%
BB2	332	87	148	62	297	29%	50%	21%
BB3	284	75	105	59	239	31%	44%	25%
BB4	224	67	74	51	192	35%	39%	27%
BB5	307	81	126	63	270	30%	47%	23%
BB6	99	25	61	7	93	27%	66%	8%
BB7	581	63	388	50	501	13%	77%	10%
BB8	194	25	126	19	170	15%	74%	11%
BB9	196	42	94	36	172	24%	55%	21%
BL0	10	4	3	2	9	44%	33%	22%
BL3	1		1		1	0%	100%	0%
BL6	4	1	1		2	50%	50%	0%
BL7	9	4	2	2	8	50%	25%	25%
CA10	1	1			1	100%	0%	0%
CT2	1				0			
FU6	1		1		1	0%	100%	0%
FU8	1		1		1	0%	100%	0%
FY1	74	25	30	15	70	36%	43%	21%
FY2	67	23	25	15	63	37%	40%	24%

We're more than an agency.  
We're change makers.



# Future council structure preference

Postcodes	Postcode e coun	Count of New larger unitary counc	Count of Retain the current counc	Count of Not sure	Sum of respons es	% of New larger unitary counc	% of Retain the current counc	% of Not sure
FY3	154	37	79	23	139	27%	57%	17%
FY4	186	42	96	30	168	25%	57%	18%
FY5	196	49	93	35	177	28%	53%	20%
FY6	256	48	143	35	226	21%	63%	15%
FY7	113	29	52	25	106	27%	49%	24%
FY8	2361	194	1882	130	2206	9%	85%	6%
HX7	1	1			1	100%	0%	0%
L31	2	1		1	2	50%	0%	50%
L37	2	1	1		2	50%	50%	0%
L39	205	53	80	47	180	29%	44%	26%
L40	109	38	39	20	97	39%	40%	21%
L49	1			1	1	0%	0%	100%
LA1	283	79	120	60	259	31%	46%	23%
LA10	1				0			
LA2	77	19	31	18	68	28%	46%	26%
LA3	85	26	31	15	72	36%	43%	21%
LA4	72	19	35	9	63	30%	56%	14%
LA5	78	21	29	18	68	31%	43%	26%
LA6	20	2	13	4	19	11%	68%	21%
LA8	2	1	1		2	50%	50%	0%
LA9	2		1	1	2	0%	50%	50%
LL39	1				0			
M21	1		1		1	0%	100%	0%
M27	1				0			
M3	1		1		1	0%	100%	0%

We're more than an agency.  
We're change makers.



# Future council structure preference

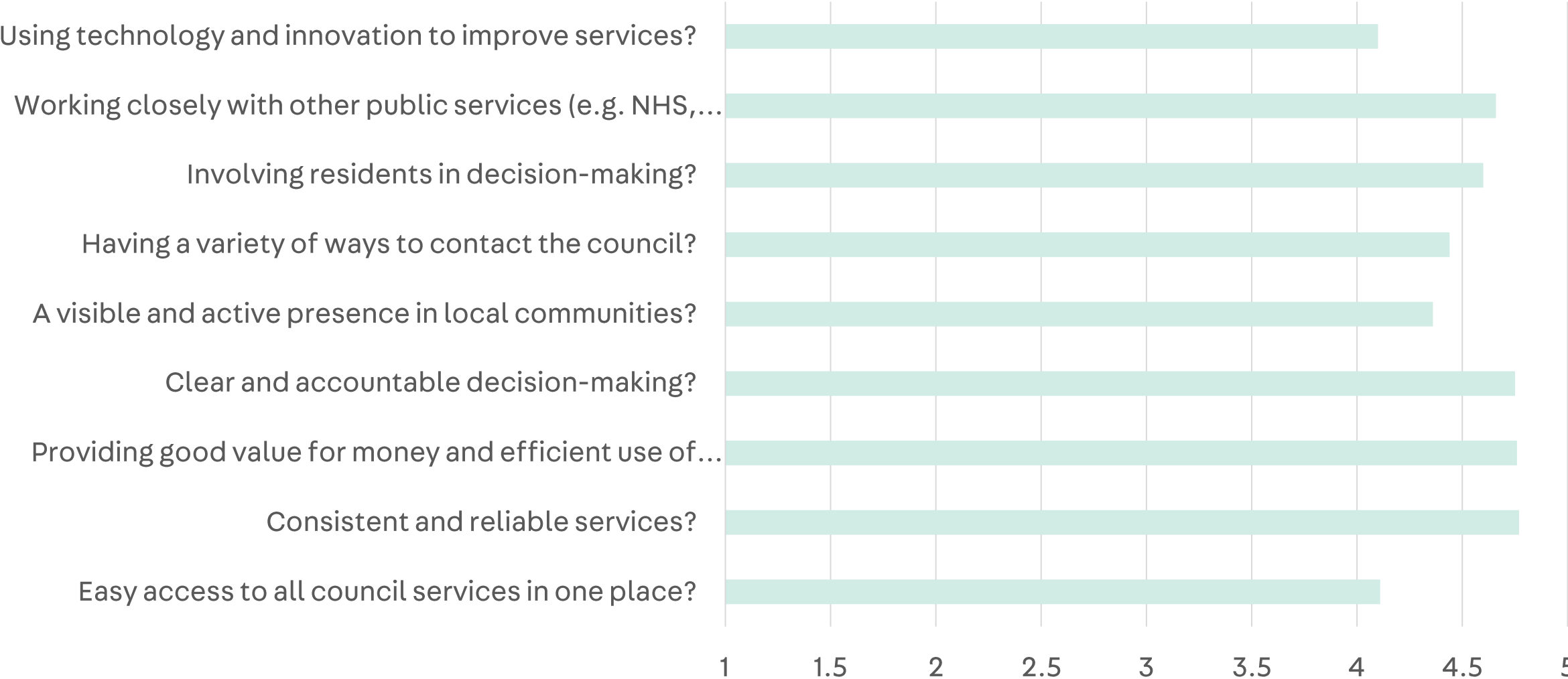
We're more than an agency.  
We're change makers.

Postcodes	Postcode	Count of New larger unitary council	Count of Retain the current council	Count of Not sure	Sum of responses	% of New larger unitary council	% of Retain the current council	% of Not sure
M41	1				0			
Ol12	23	5	9	5	19	26%	47%	26%
OL13	71	24	20	15	59	41%	34%	25%
OL9	1				0			
PA1	1	1			1	100%	0%	0%
PE25	1		1		1	0%	100%	0%
PO14	1				0			
PR0	1		1		1	0%	100%	0%
PR1	533	203	174	89	466	44%	37%	19%
PR2	378	118	147	69	334	35%	44%	21%
PR25	178	51	74	40	165	31%	45%	24%
PR26	88	30	36	14	80	38%	45%	18%
PR3	389	81	203	57	341	24%	60%	17%
PR4	1312	172	950	113	1235	14%	77%	9%
PR5	242	82	102	30	214	38%	48%	14%
PR6	184	58	78	26	162	36%	48%	16%
PR7	290	82	127	41	250	33%	51%	16%
PR8	14	1	6	5	12	8%	50%	42%
PR9	13	5	3	3	11	45%	27%	27%
SK4	1		1		1	0%	100%	0%
WA11	2	1			1	100%	0%	0%
WA4	1	1			1	100%	0%	0%
WA7	1				0			
WA8	1		1		1	0%	100%	0%
WN2	3	2		1	3	67%	0%	33%
WN5	4	1	2		3	33%	67%	0%
WN6	8	2	3	1	6	33%	50%	17%
WN8	210	58	74	48	180	32%	41%	27%



# Survey results

How important is/are...



We're more than an agency.  
We're change makers.



What benefits, opportunities and improvements could unitary councils offer?

- **Efficiency and value for money** “Better value for money working on economies of greater scale.”
- **Clearer system** ““Lack of confusion as to who to go to with queries or concerns.”
- **Strategic thinking** “Planning can combine and ensure infrastructure matches development.”
- **Economic opportunities** “National representation for a single economic zone.”
- **Accountability** “Single point of responsibility clearer accountability.”

What concerns, if any, do you have with creating new larger unitary councils?

- **Local voice and representation** “Decision making without local knowledge”
- **Distribution of resources** “Smaller towns and villages will see a decrease in their services.”
- **Service quality** “Queries get lost in a wider system”
- **Transitional problems** ““Reorganisation costs will outweigh any benefits of reduced administration.”

We're more than an agency.  
We're change makers.



# Conclusions and key messages

- Existing councils are well thought of
- Efficiency and cost-saving important
- Keeping local identities and not prioritising larger towns
- Parish / town council role
- National policy with governmental consultation to come



We're more than an agency.  
**We're change makers.**

